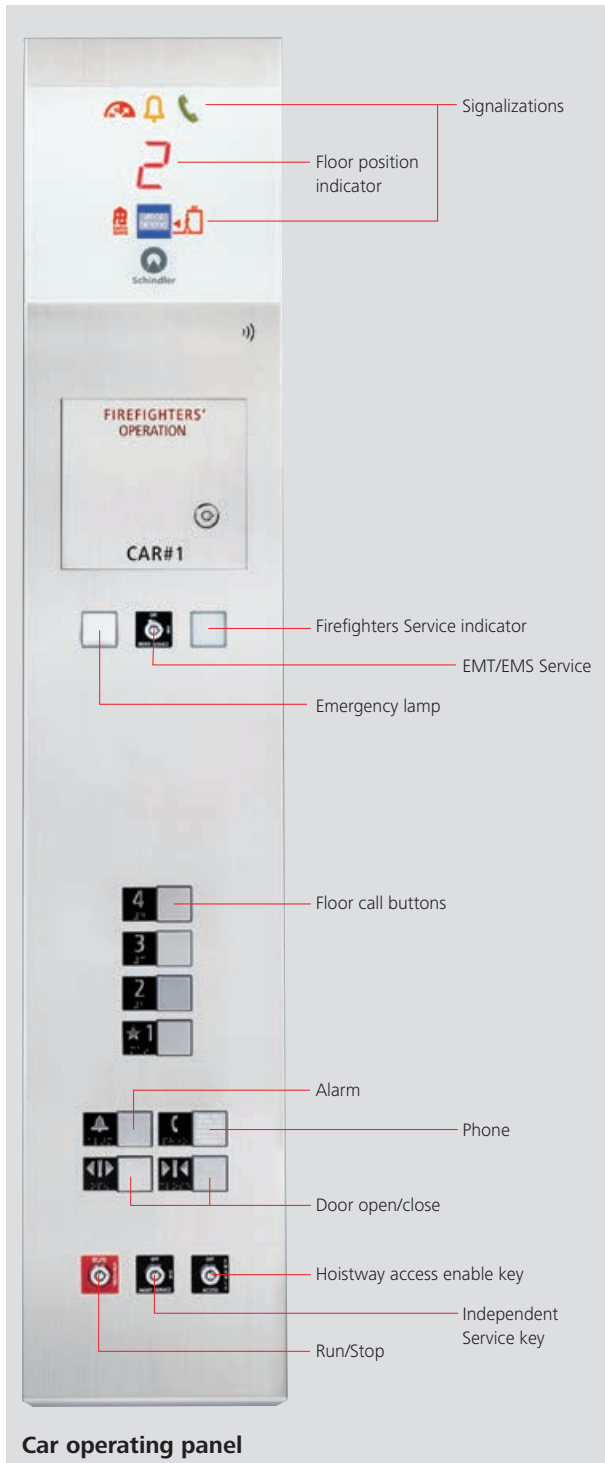


Schindler 3300/3100 MRL Traction Elevators

Elevator fixtures, stylish and smart



The features and components of the Schindler 3300 and 3100 are smartly designed to enhance the rider experience, improve safety and minimize downtime. From the low-energy multiprocessor controls to the stylish, tempered safety glass operating panels, you'll find the latest technological advances.

Fixtures

The stylish stainless steel and tempered safety glass panels give the elevator a contemporary, modern look while meeting all applicable codes. Please refer to our deco brochure for more information on all decor and accessory options.

Car operating panel

Standard: Stylish stainless steel and tempered safety glass

- Door open/close and alarm buttons
- Braille
- Visual and audible confirmation of the call
- Position indicator
- Concealed Phase II Firefighters Service operation
- Attractive, metallic-finished push button frame and blanks.

Signalizations on car operating panel:



Overload protection: The red pictogram for "overload" is placed on the top part of the car operating panel, the information is also visible with letters "OL" in the car floor indicator position. An adjustable buzzer element provides audible warning.



Central alarm: The yellow pictogram (bell-shaped symbol) for "alarm sent" confirmation is placed on the top part of the car operating panel, and is only visible if activated. The car top buzzer will sound once the button is pressed.



Voice communication: The green pictogram for "voice communication established" is placed on the top part of the car operating panel, and is only visible if activated.



Earthquake: The red pictogram for "earthquake" is placed in the top part of the car operating panel, and is only visible if activated.



Medical emergency service: The pictogram for "medical emergency" is only visible if activated.



Evacuation: The red pictogram for "evacuation" is only visible if activated.

KT
Kits

AC
Accessories

CW
Counter-weights

SA
Safeties

FI
Fixtures

CA
Cars

DO
Doors

MM
Mechanical material

CO
Controls

DR
Drives



Schindler 3300/3100 MRL Traction Elevators

Landing operating panels

Fixtures

The stainless steel and glass panels, back-printed in white, give the elevator a contemporary, modern look.



Hall pushbuttons



Car indicator fixture



Landing indicator fixture



Landing operating panels

Each Schindler 3300 and 3100 comes equipped as standard with stylish pushbutton stations in the hall. Optional direction arrows can be installed in the jamb, with or without position indicators.

Standard:

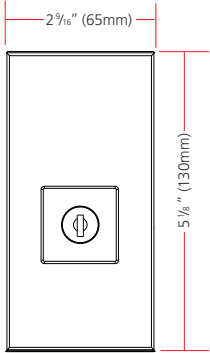
- Stylish stainless steel with tempered safety glass accent, with pushbuttons
- Jamb mounted for fewer building interfaces
- Call acceptance both visual and audible
- Raised, tactile circle for positive contact assurance
- Metallic button finish.

Indicator fixtures

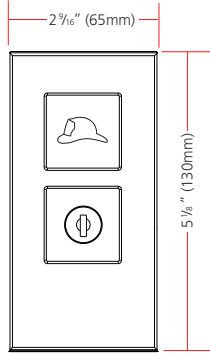
Optional:

- Direction arrows with position indicator at each floor, jamb mounted
- Pre-announcing arrows on each floor with audible signal.


Note: The car specifications, options and colors in this brochure are representative only and are subject to change. Sample shown may vary from the original in color and materials.



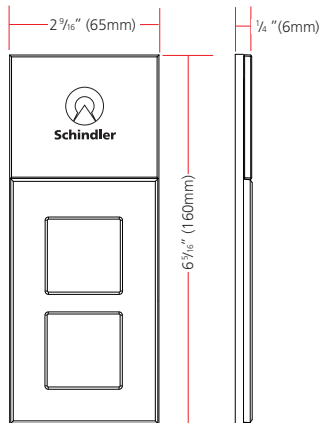
Jamb mounted hallway access switch



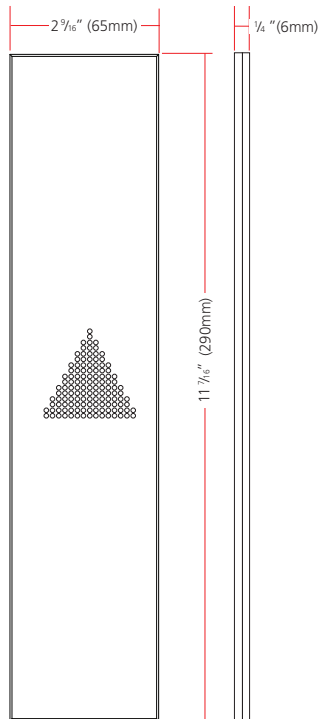
Jamb mounted Fire Service keyed switch



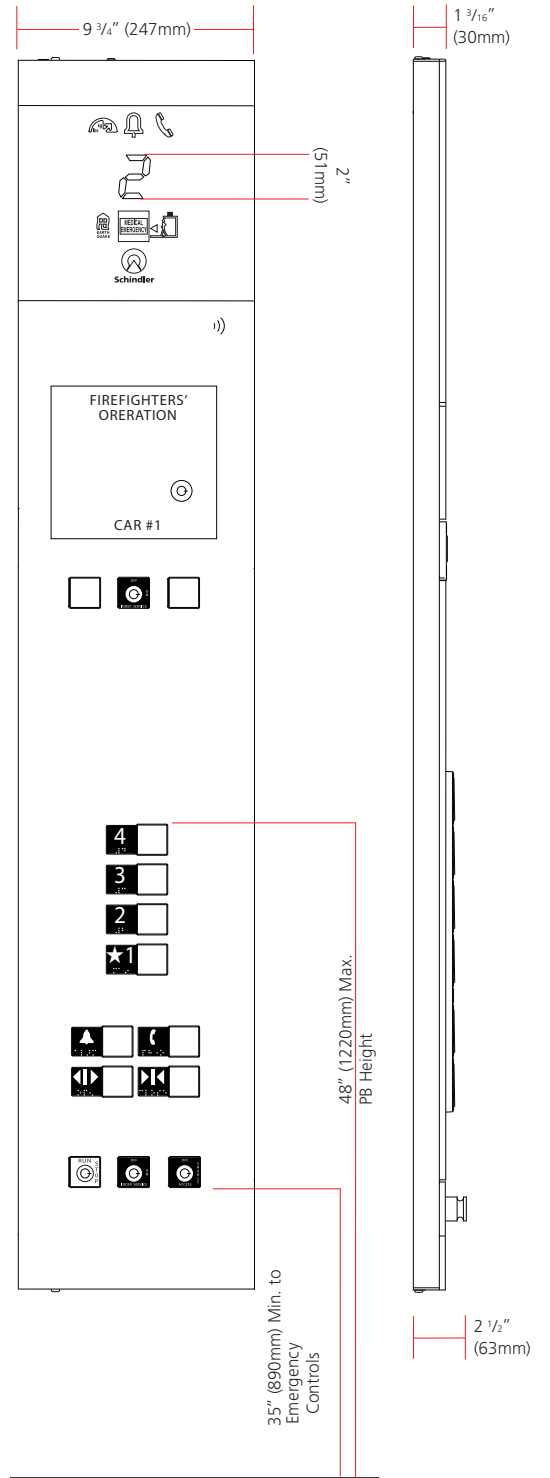
Jamb mounted combination keyed switch



Jamb mounted hall pushbuttons



Jamb mounted landing and car indicator fixtures



Car operating panel

Schindler 3300/3100 MRL Traction Elevators

Elevator fixtures

Approvals

Project _____ Approved _____
Location _____ Date _____
Contract # _____

Landing operating panels

Standard

- Stainless steel with tempered safety glass cover plate back printed in white
- Jamb mounted with metallic finish pushbuttons
- Raised tactile arrows for positive contact assurance.

Optional

- Car position and direction at each floor, jamb mounted
- Pre-announcing on each floor.

Car operating panels

- Stainless steel with tempered safety glass back printed in white
- Door open/close and alarm buttons
- Braille
- Visual and audible confirmation of the call
- Position indicator
- Concealed Phase II Firefighters Service operation
- Metallic finish pushbutton frame and blanks
- Capacity plate.

Optional

- Hallway access switch (provided if required by code)
- Fire service keyed switch (separate fixture)
- Combination keyed switch (separate fixture, provided if required by code).

For more information, including the location of the Schindler office nearest you, please visit:

U.S. Headquarters. Morristown, New Jersey
Tel. 973.397.6500

www.us.schindler.com

Canada Headquarters. Toronto, Ontario
Tel. 416.332.8280

www.ca.schindler.com



Schindler is a member organization of the U.S. Green Building Council.



Schindler has received renewal to ISO 9001 and ISO 14001 certificates.



Schindler prints with vegetable-based ink on paper containing post-consumer waste fiber.